

GRP sectional water tanks

 **esinoks**







WE STORE THE WORLD'S WATER



Esinoks Industry Material R&D Center

is doing its best to maximize the customer's profits through hygienic and safe product development and exhaustive quality control measures under the objective of creating living environments which global customers can enjoy together.

Approved by world best quality certification

Certificate of WRAS (Water Regulations Advisory Scheme - United Kingdom)



Esinoks GRP Sectional Water Tank meet the requirements of WRAS Test of effects on Water Quality/BS6920 : 2000/ Odour and Flavour of water test : and is suitable for use with Hot and Cold water



Test for Water quality



Test for Panel Transformation



Test for Hydraulic Pressure



PSB test for 1m x 1m x 4mH



● Physical property

Esinoks panel and reinforced parts

ITEM	VALUE
Tensile strength	99.5MPa
Flexural Strength	165MPa
Flexural Modulus of Elasticity	13800MPa
Barcol Hardness	70
Absorption Rate	0.01%
Glass Fiber Content	32.1%
Odor & Taste	No Defects
Turbidity	Below 0.5 degree
Color	Below 1 degree
Light Transmission	Nil
Heavy Metals	Not Detected
Consumption of KMnO4	0.3mg/L
pH(20°C)	6.9
Phenol	Not Detected



Process of erection Esinoks GRP sectional water tank



1

Cutting and measure SMC sheets



2

Molded by hot hydraulic press



3

Inspect GRP panel



4

Drill on the GRP panel



5

Concrete foundation for the erection of water tank



6

Assemble bottom panel



7

Erect wall and partition panel



8

Assemble roof panel and manhole



Delivered high quality products to global customers
 It is the time for you enjoy Esinoks water tank with best Quality and leading Technology



Resort club / Korea / Size 16 x 17 x 4m/h : 1088 Ton



Labour City / UAE / Size 12 x 12.5 x 2m/h : 300 Ton



Dubai / UAE / Size 7 x 9 x 2m/h : 126 Ton



Sudan / Size 7 x 8 x 3m/h : 168Ton



Dubai / Size 7 x (5+5) x 2m/h : 140 Ton (78 Set)



Sudan / Size 9 x 25 x 4m/h : 900 Ton



What is GRP Water Tank?

GRP Sectional Panel Tanks are constructed of panels made from SMC(Sheet Molding Compound) by hydraulic hot press under high temperature (150°C) and pressure conditions to maintain the best endurance.

Using stainless steel for the interior structure and plated steel for the exterior, the panel exhibits excellent resistance to erosion.

Easy installation with on-site bolt assembly and Tank shape and volume can be freely designed with no restrictions based on site location, weather or climate.



COMPARISON: Esinoks GRP panel type vs Other types

	Water quality	Water tightness	Durability	Transportation	Maintenance	Anti-corrosion	Installation
Esinoks GRP panel tank	◎	◎	○	◎	◎	◎	◎
Concrete Tank	X	△	△	X	X	◎	△
Steel Tank	△	◎	○	△	X	X	X
Stainless Steel Tank	◎	◎	○	△	△	△	X
GRP Hand Lay-up tank	△	◎	○	X	△	◎	○

◎ : Very good ○ : Good △ : Normal X : Poor

※ It is possible that the roof panel of stainless steel tank get rust by high concentration of chlorine contents

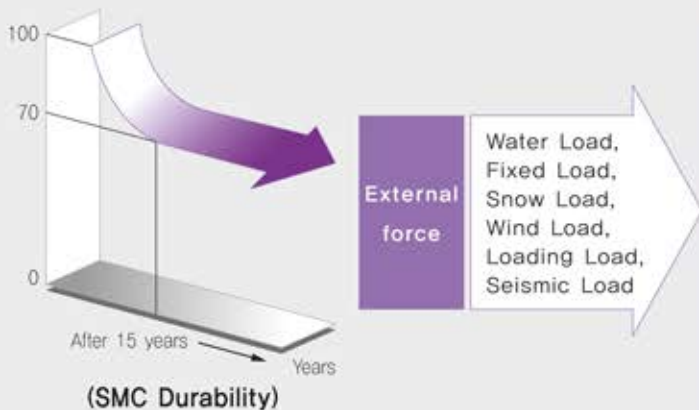


Structural Analysis of Esinoks GRP Panel

Esinoks GRP water tanks are designed to be the safest panels through optimized design.


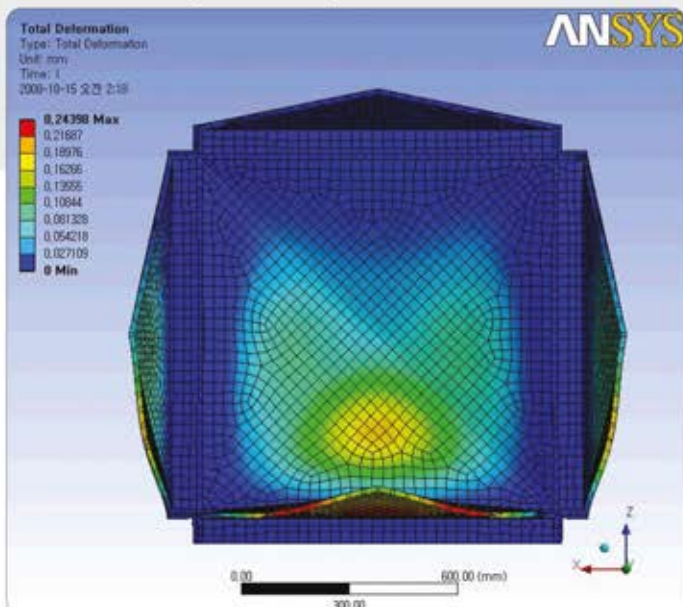
If the panels are reliable, the cost of reinforcement can be reduced and the best water tanks can be made at the most economic cost.

Design Basis : External force < Maximum feature / Safety Factor



Item	Design Condition
Seismic load	horizontal Seismic $K_h = 2/3$ Vertical $K_v = 1/3$ Designed bases on $K_h = 1/3G$, horizontal seismic load.
Hydrostatic Pressure	Water Level [Height in Meters] $\times 0.1\text{KGF/cm}^2$ [0.01MPa] Designed to stand against hydrostatic pressure enough The max. change of side wall is less than 1.0% of total height left in Water for 48 hours.
Snow Load	60 kg/m^2 [at the base of 30cm of snow depth] Designed to stand under 200 kg/m^2 enough
Wind Load	Wind Load – 255 kg/m^2 [2.55 $\times 10^{-3}$ Mpa] Designed to stand under max. 60m/sec even in case tank dose not include water.
Illumination	Illumination – Under 0.1%
Water Temperature	Under 30°C (normal) / Under 50°C (maximum) (Special making in case of thermal spring)

Structural Design of wall panel (1m X1m)




GRP water tank

Internal reinforcement structure



External Ladder (HDG)



Internal Ladder (GRP)



Corner Frame (HDG)



External Flange Bar - Angle (HDG)




External Flange Bar - Flat (HDG)



Roof Supporter (PVC)



Tie Rod



Steel Skid Base - Channel (HDG)



Internal Bracket for Tie Rod



Internal Bracket for Tie Rod



Internal / External Bracket



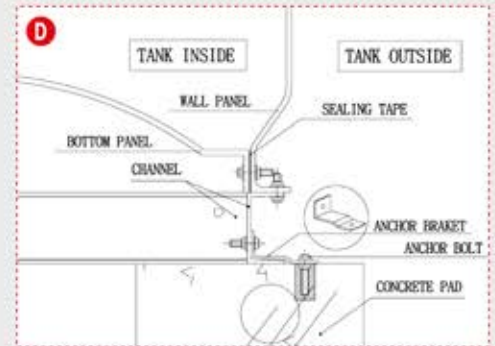
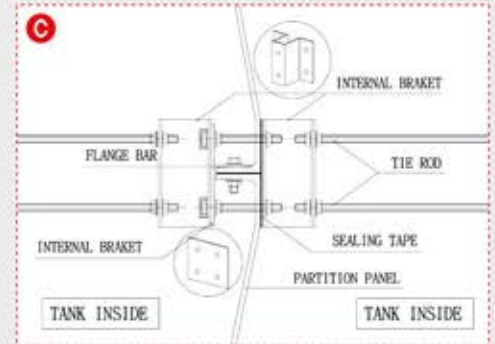
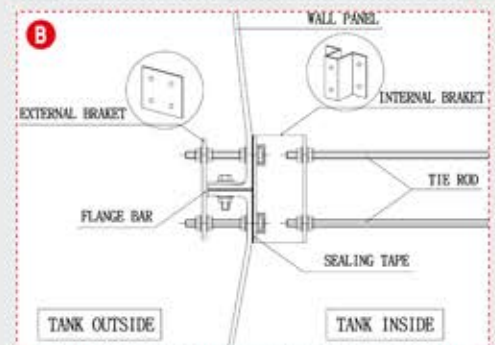
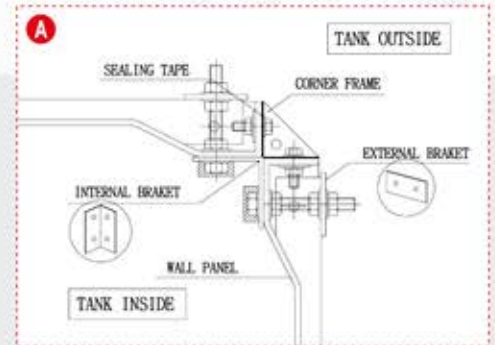
Internal / External Bracket



Manhole (Ø750)



Air Vent



Anchor Bracket



Brass Socket




Flat Flange

GRP water tank external reinforcement structure



External Ladder (HDG)



Internal Ladder (GRP)



Roof Supporter (PVC)



Partition Main Frame



External Flange Bar - Angle (HDG)



Partition Sub Frame



External Main Frame (HDG)



Steel Skid Base - Channel (HDG)



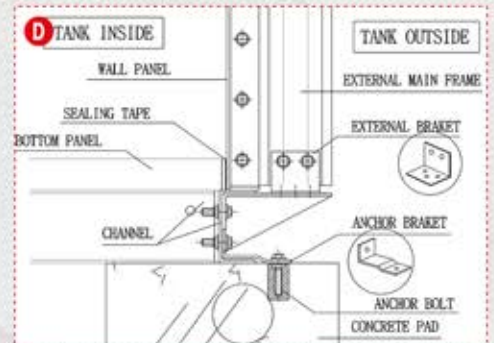
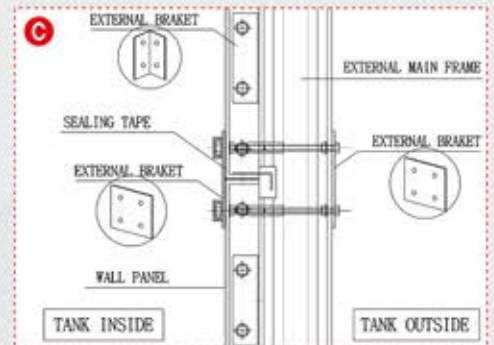
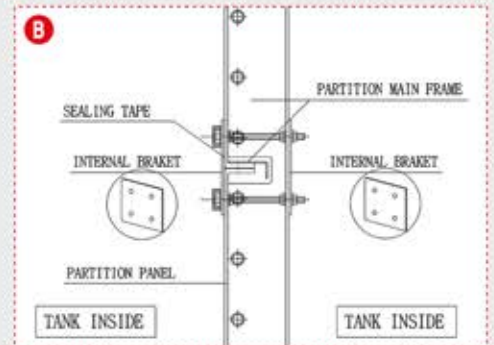
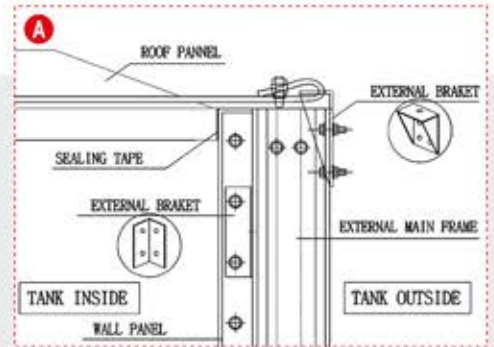
Internal / External Bracket



Manhole (Ø750)



Air Vent



Anchor Bracket



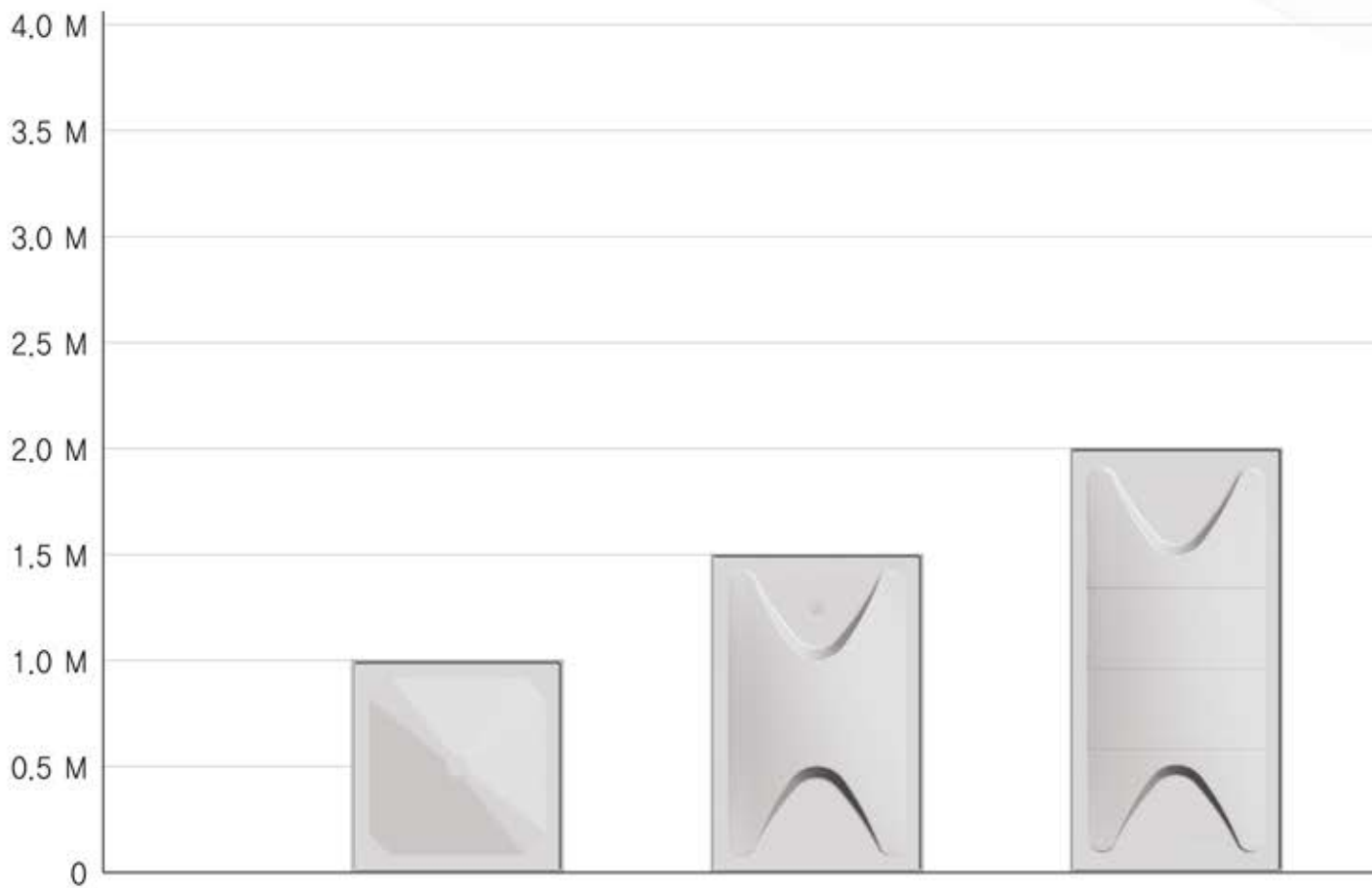
Brass Socket



Flat Flange



Various Shape and Size Of Esinoks GRP Panel

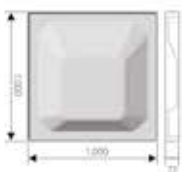


● Own designed panel


Esinoks produces exclusive panels and providing such as partition, manhole, flange and drain by the purpose.

● Exclusive Panel for connecting Flange

Development of Exclusive Panel for Flange in Turkey

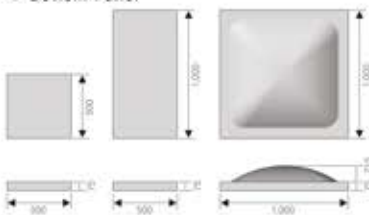


● Various design for wall Panel





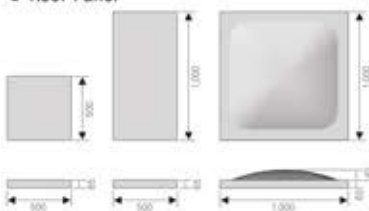
● Bottom Panel



● Drain Panel



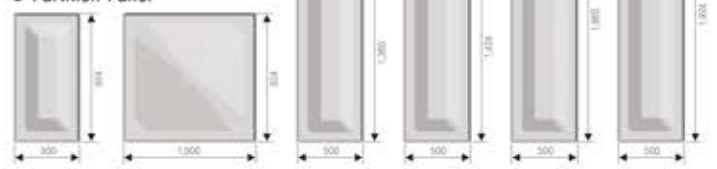
● Roof Panel



● Manhole Panel



● Partition Panel





Features of Esinoks GRP sectional water tank

Super Hygienic

Esinoks panel which is certified WRAS is possible to make the GRP panels in a variety of colours.

In most cases, however, this type of tank is installed in the open, exposed to direct sunlight. If the GRP panels are translucent, the growth of algae and other micro-organisms would be accelerated.

After extensive testing and research, Esinoks has adopted panel to minimize this problem, completely opaque and does not permit the passage of any light through it.

A typical problem with steel tanks has always been the high thermal conductivity and expansion of coefficient of steel. These characteristics can cause loosening of the panel connecting bolts in areas of wide temperature change.



Cracked surface for Concrete water tank after 3 years installation

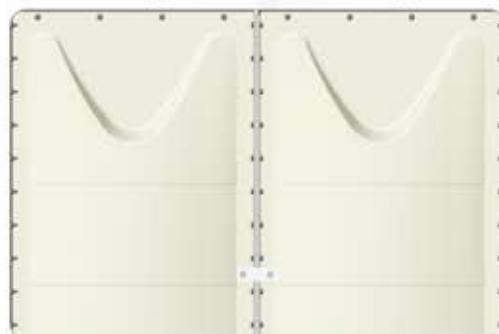


Rusted steel for STS Water tank after 3 years installation



Inside state of Esinoks GRP Water tank after 3 years installation

Blocked penetration of light to prevent algae growth



Esinoks panel : Prevent light penetration



Other tank : High light transmissible panel

Various design by water tank capacity

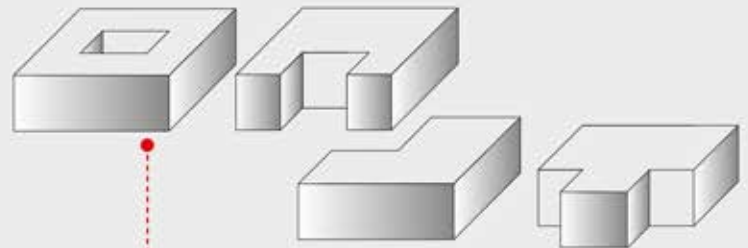
Various sized panels can make the below tanks that utilize the most horizontal & perpendicular space and also can be erected from small capacity tank to huge tank.



1,000 Liter for home



90,000 Liter for industry



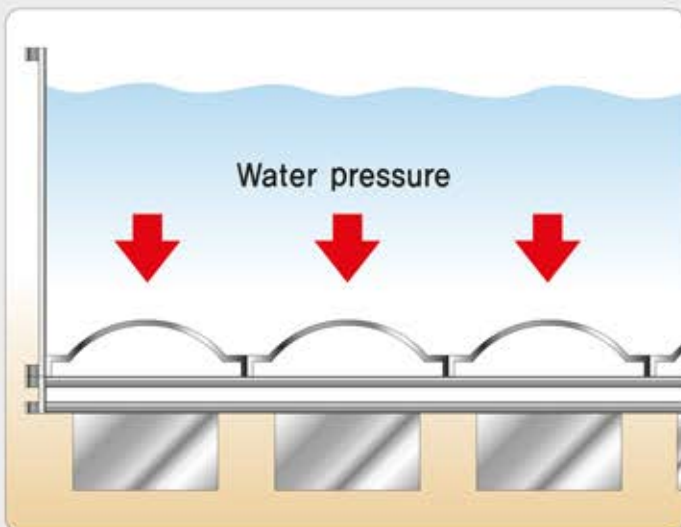
Pillar : construction of □ Type



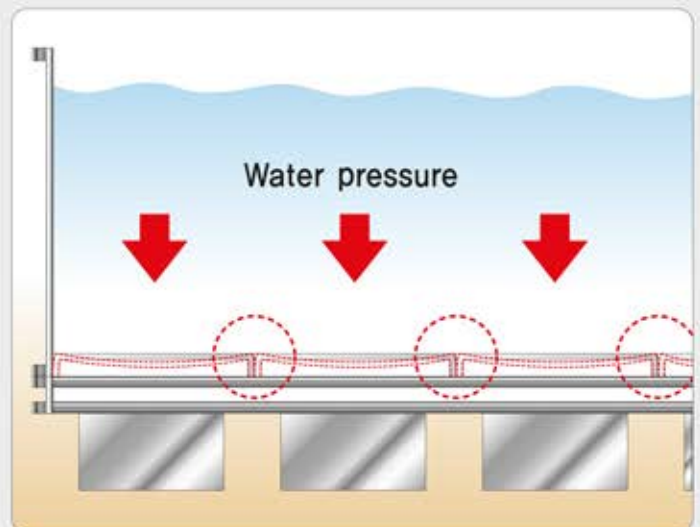
1,080,000 Liter big project

Safety of water pressure

The convex bottom panel can be the water pressure created by filling the tank seals the joints preventing leakage. In other type tanks, water pressure can loosen the joints breaking the seal, and allowing the stored water to leak out.



Esinoks convex bottom panel

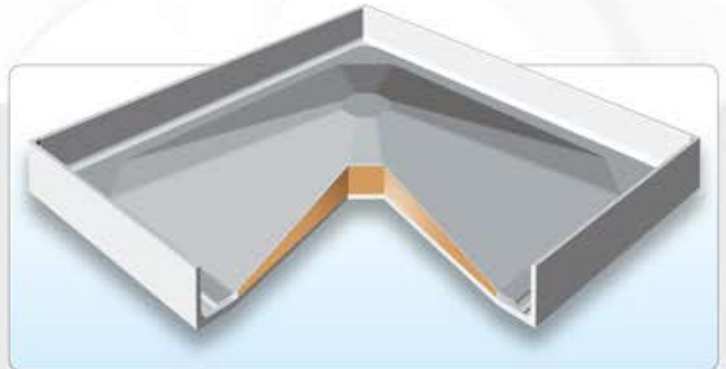


General bottom panel



Excellent Insulation

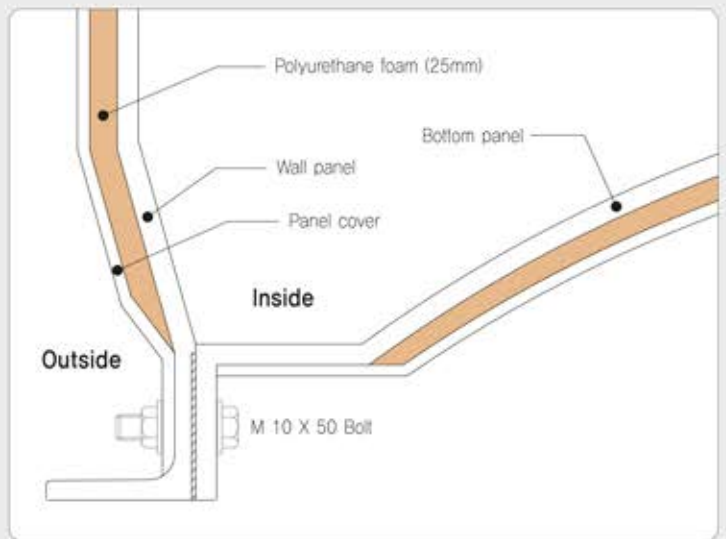
The heat insulation panel with 3 layers structure improves heat insulation effect, protects water condensation on the outside of the tank and minimizes temperature variation of the stored water.



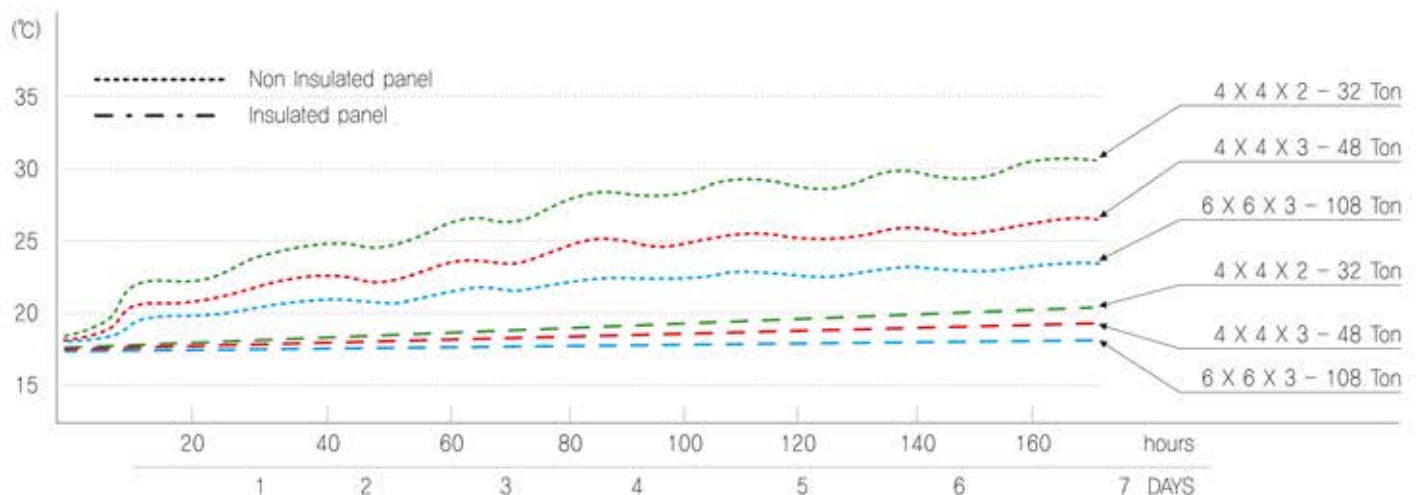
Comparison of Thermal Conductivity

Tank type	Thermal Conductivity Kcal / m.hr°C (j / m hr°C)
STEEL	37.0 (1.55 X 100,000)
GRP (Non-insulated)	0.15 (630)
GRP (Insulated)	0.02 (84)

Tank type	Coefficient of Overall Thermal Transmission Kcal / m².hr°C (j / m² hr°C)	
	Air - Panel - Air	Water - Panel - Air
STEEL	14.3 (59.9)	24 (100)
GRP (Non-insulated)	3.0 (13)	5 (21)
GRP (Insulated)	0.9 (3.8)	1 (4)



Temperature curve for inside water tank




Water Tightness

The joints are sealed with a special sealing tape for GRP sectional panel water tank with long experience and technology. It maintains soft itself and adhesives even at low temperature.

The combined flange thickness at the panel joints is sufficient to meet any stress imposed.

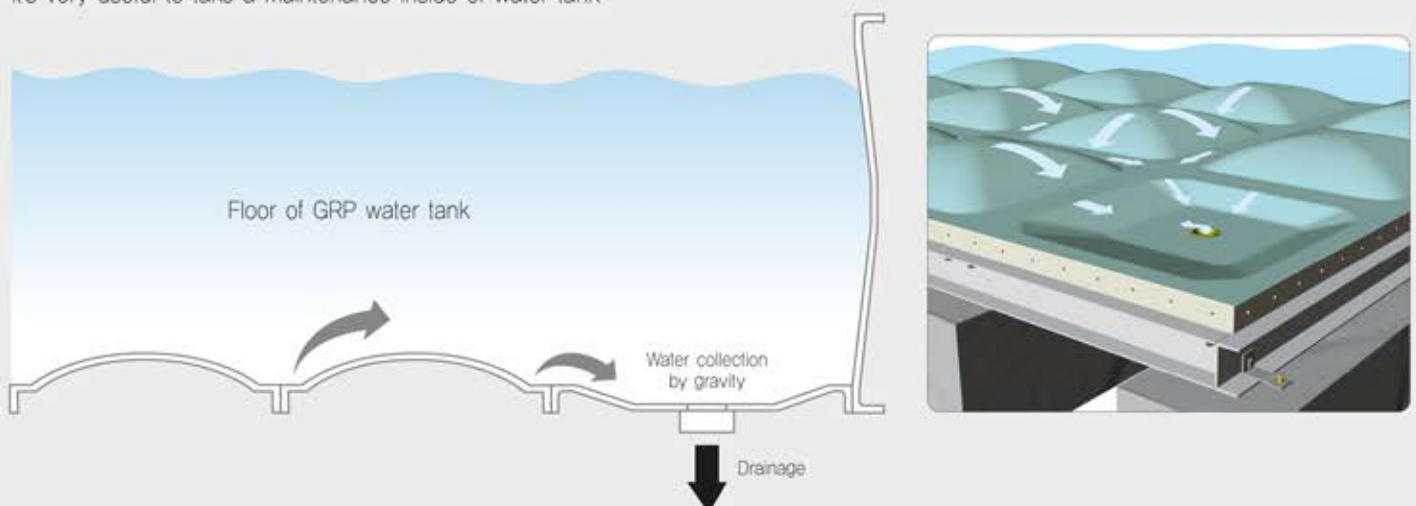
This self-sealing feature eliminates the possibility of separation and hence prevents water leakage of the tank.



Complete Drainage

The convex bottom panels with a concave drain panel system make sure complete and fast drainage.

It's very useful to take a maintenance inside of water tank.

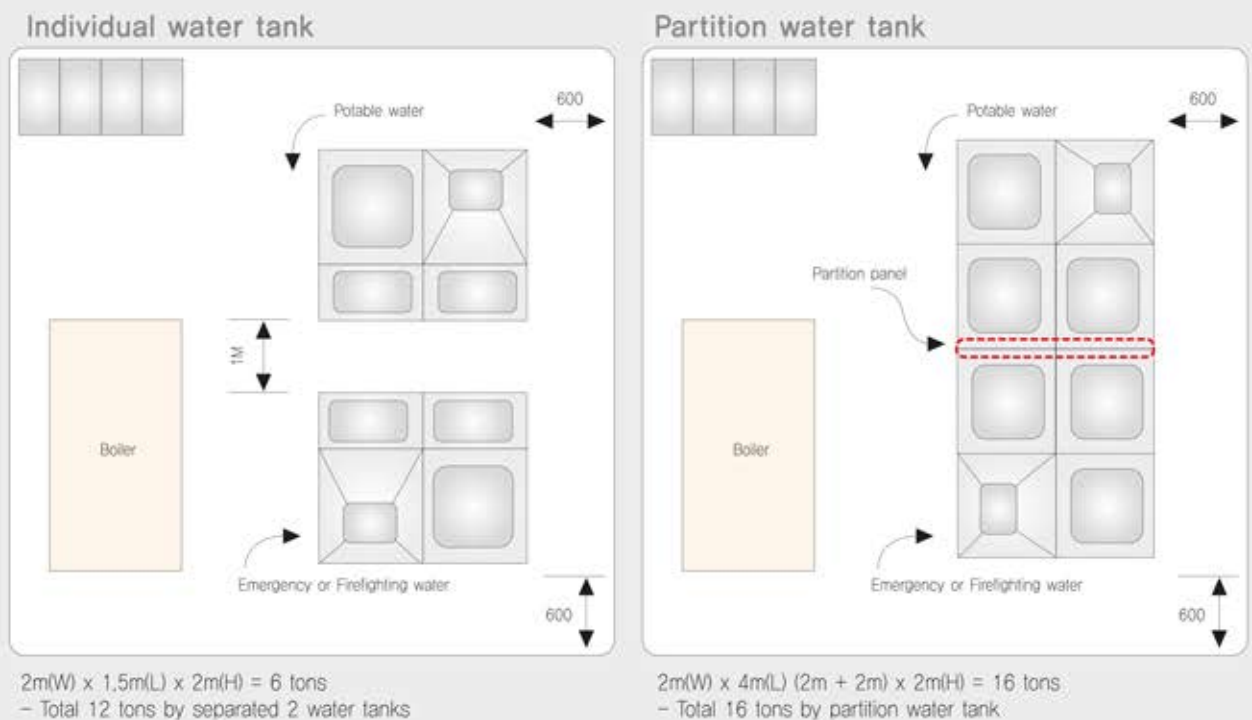




Partition Water tank

Suitable for the confined area

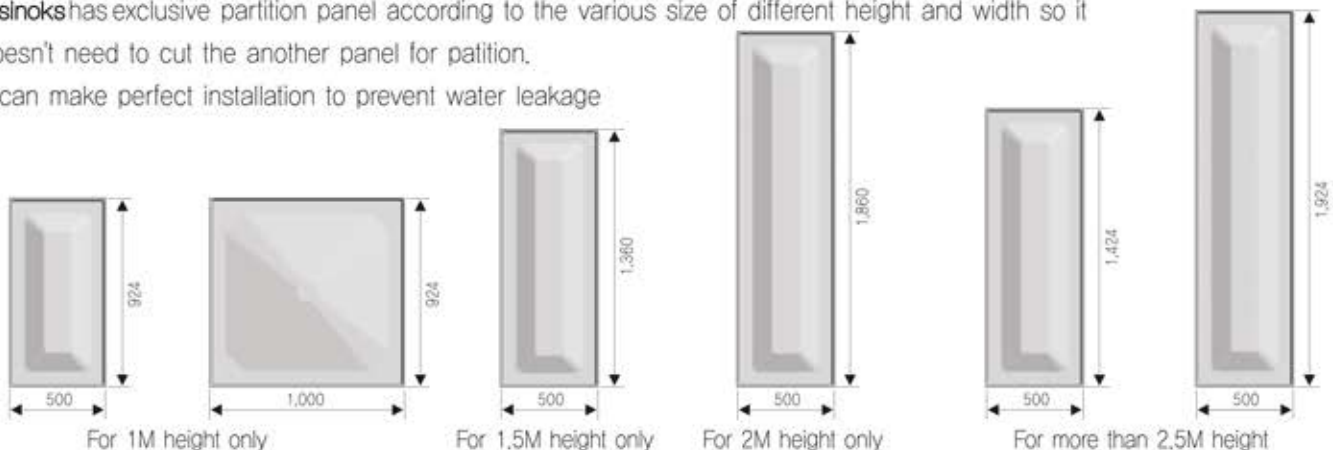
The water tank for two different purposes are needed in a confined area or boiler facility. As an example 16 tons water tank, the partition type can be divided by two tanks in one as using half(8 tons) for drinking water and another half(8 tons) for service water. If the separated water tank installed as shown on the below picture, you have to install two different tanks with a maximum each 6 tons, because you need to keep 1 meter distance between each separated tanks for maintenance and operating space.



● Various panel size for partition type water tank

Esinoks has exclusive partition panel according to the various size of different height and width so it doesn't need to cut the another panel for partition.

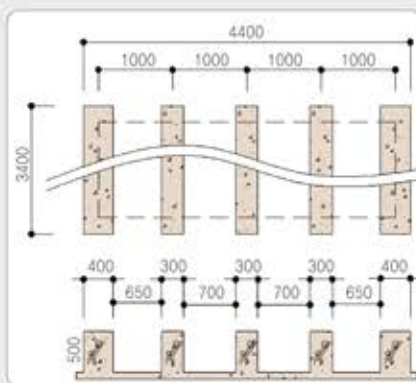
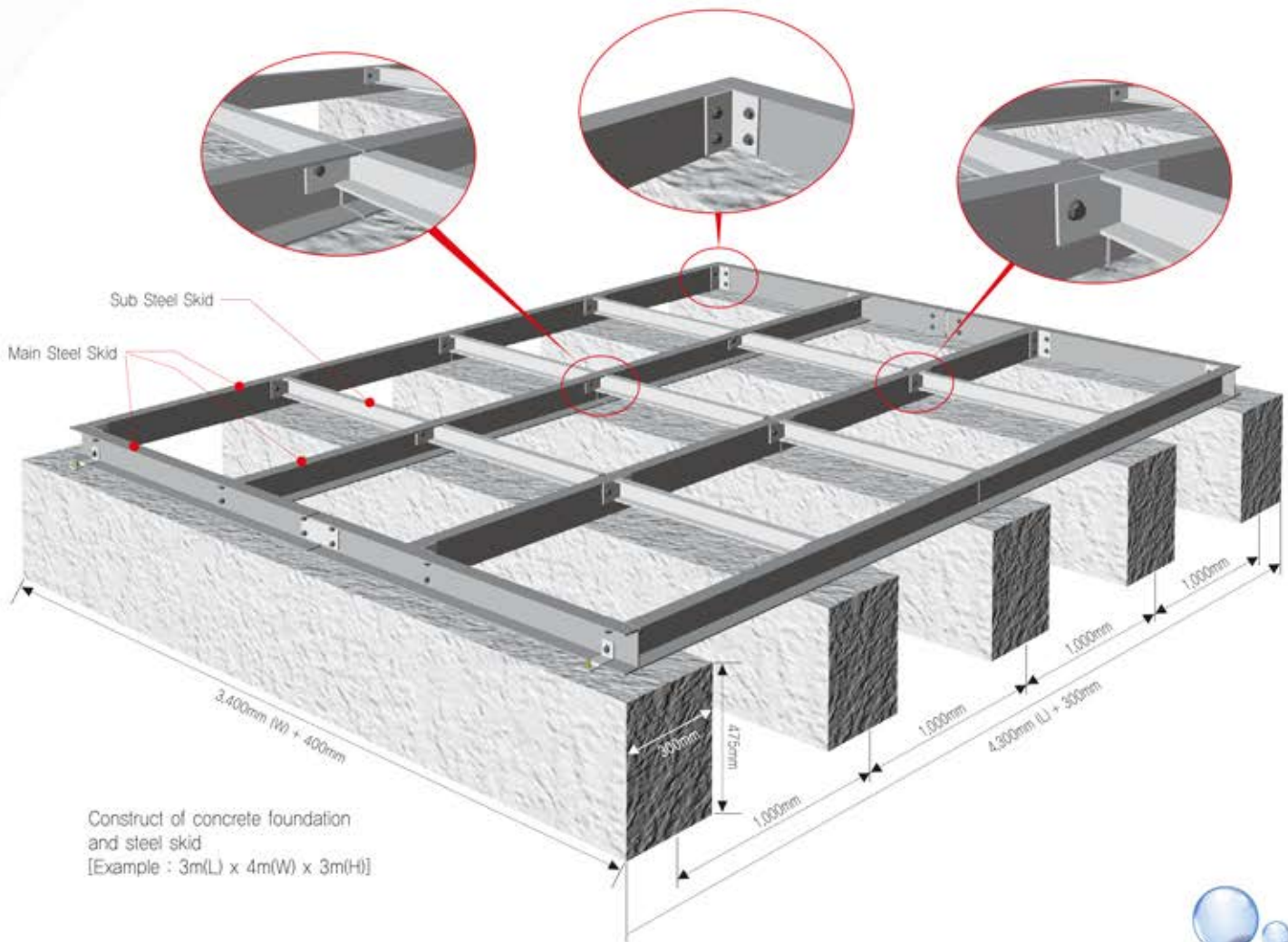
It can make perfect installation to prevent water leakage



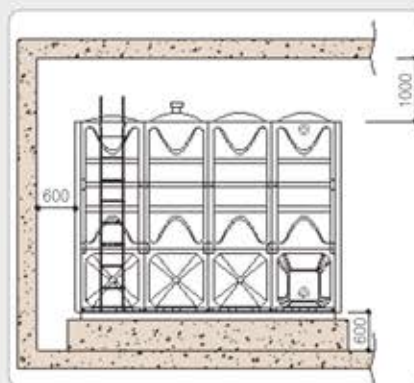
Base Concrete



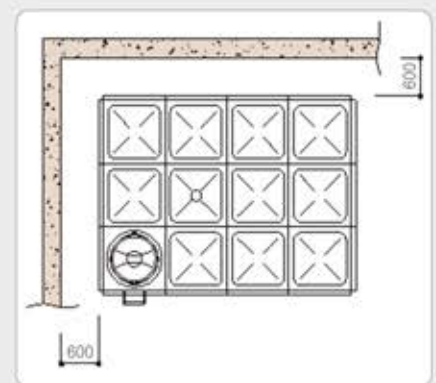
- Customers should construct a concrete foundation according to the designated water tank specification and the firmness of the site.
- The strength of the base concrete should be at least 180kg/cm²
- The thickness of mortar on the base concrete should be less than 20mm



Concrete foundation for 3m x 4m



Front view for installation space



Top view for installation space



Specification of steel skid



1. Durability reinforcement parts by optimized structural designed
2. Providing all accessories to able erect water tank at construction site
3. Safety construct by bolt assembly without welding and make a short construction period and reduce the cost

Tank Height	Steel skid A (Main)		Steel skid B (Sub)	
Height 1m ~ 2m	angle 75 X 75 X 6mm		channel 75 X 40 X 3mm	
Height 2.5m ~ 4m	channel 125 X 65 X 6.5 X 8mm		channel 75 X 40 X 6mm	
Height 4.5m ~ 5m	channel 150 X 75 X 8 X 10mm		channel 100 X 50 X 6mm	

※ The above list is recommendable standard. It can be redesigned by customer's requirement and condition of construction site.

◆ Steel skid assembly by Channel type

	Steel skid A	Steel skid B
1M	1120L	990L
1.5M	1620L	962L / 527L
2M	2120L	962L / 1021L
2.5M	1560L / 1060R	962L / 553L / 962L
3M	1560L / 1560R	962L / 1053L / 962L
3.5M	1560L / 2060R	962L / 994L / 553L / 962L
4M	2060L / 2060R	962L / 994L / 1053L / 962L
5M	2060L / 1000L / 2060L	962L / 994L / 1053L / 994L / 962L

◆ Steel skid assembly by Angle type

	Steel skid A	Steel skid B
1M	1140L	990L
1.5M	1640L	957L / 527L
2M	2140L	957L / 1206L
2.5M	1575L / 1070R	957L / 563L / 957L
3M	1570L / 1570R	957L / 1063L / 957L
3.5M	1570L / 2070R	957L / 994L / 563L / 957L
4M	2070L / 2070R	957L / 994L / 1063L / 957L
5M	2070L / 1000L / 2070L	957L / 994L / 1063L / 994L / 957L

Specification of connection

1. Specification of connection

- Able to supply all installation accessories including connection by customer's requirement
- Customer should inform the specification of inlet, outlet, drain and overflow size.
- The below list is for **Esinoks** standard connection for customer's reference

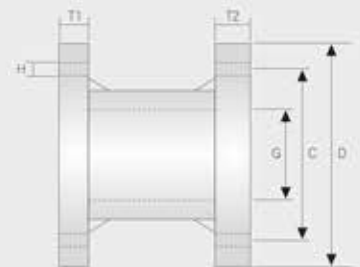
Standard Connection Size

Water tank capacity(m ³)	Inlet	Outlet	Overflow	Drain
1m ³ ~ 10m ³	25A	50A	50A	25A
11m ³ ~ 20m ³	40A	50A	50A	40A
21m ³ ~ 50m ³	50A	65A	65A	40A
51m ³ ~ 100m ³	65A	80A	80A	50A
101m ³ ~ 200m ³	80A	100A	100A	50A
201m ³ ~ 500m ³	100A	125A	125A	80A
501m ³ ~	125A	150A	150A	80A

2. Connection line-up

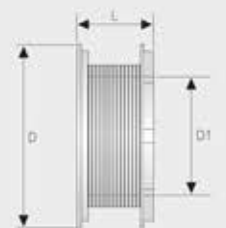
◆ Flange Type (PVC)

mm / inch	D	T1	T2	G	L	C	Hole
65A (2½)	175	20	25	77	140	140	4
80A (3)	185	20	25	90	140	150	8
100A (4)	210	20	25	115	140	175	8
125A (5)	250	20	25	140	140	210	8
150A (6)	280	20	25	170	140	240	8
200A (8)	330	22	25	220	150	290	12
250A (10)	400	24	25	270	170	355	12
300A (12)	445	24	25	320	170	400	16



◆ Socket Type (Brass)

mm / inch	D	D1	L	T
15A	43	19	26	1.5
20A	46	25	30	1.5
25A (1)	53	31	32	1.5
32A (1½)	66	39	35	1.5
40A (1½)	73	45	36	1.5
50A (2)	85	57	40	1.5
65A (2½)	111	72	46	2



Caution for the connection

- Install a prop while installing piping and take care not to put an excessive load
- Install pipes on the site where the tank is located and take care not to put on the biased load



ANKARA ŞUBE/BRANCH OFFICE

Hilal Mah.696 Sk. No: 1/3
6550 Yıldız- Çankaya
Ankara - Turkey
T:444 10 85
F: +90 312 442 37 67

GEBZE FABRİKA/MERKEZ/FACTORY

Sultan Orhan Mah.1184 Sk. No: 18
(TEM Otoyolu Üzeri Gebze Mevkii
41400 Gebze/Kocaeli/Turkey
T:444 10 85
F:+90 262 644 44 42

www.esinoks.com.tr • esinoks@esinoks.com.tr